

Faculty of Science: Analysis of the vision, mission and goals questionnaire

Faculty members _39-40

The questionnaire consists of 5 statements related to the mission, vision and goals. Answering the items requires choosing an assessment of five scales:

Strongly agree: It means that the intent is always correct.

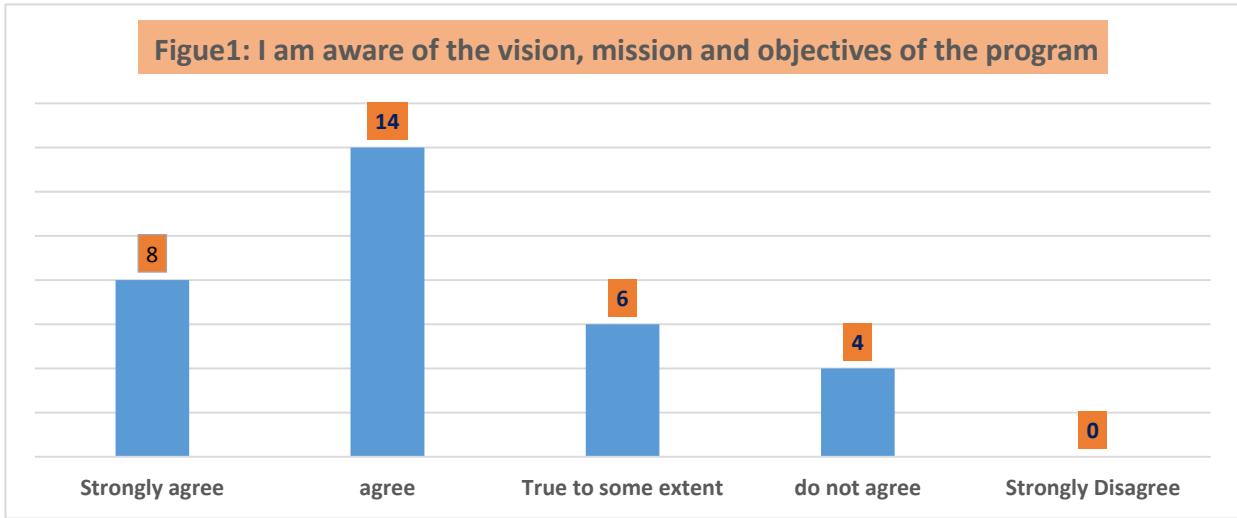
- ✓ Strongly agree: It means that the intent is always true
- ✓ I agree: it means that the meaning is often correct.
- ✓ True to some extent: it means full approval with reservation or lack of complete rejection.
- ✓ I do not agree: it means that the meaning is often incorrect.
- ✓ Strongly Disagree: It means that the meaning is not correct

Statistical Analysis

Firstly: I am aware of the vision, mission and objectives of the program

Level of Agreement	frequency	percentage	Average	Percentage of Agreement
Strongly Disagree	0	0%	3.81	76%
do not agree	4	12.5%		
True to some extent	6	18.8%		
agree	14	43.8%		
Strongly agree	8	25%		

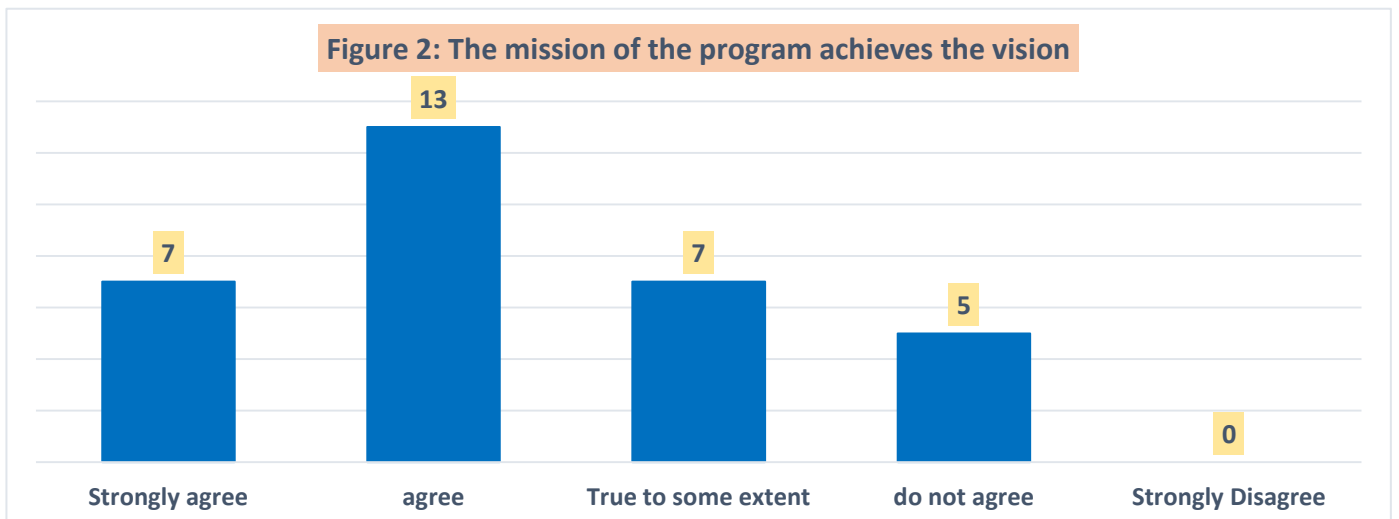
Figure1: I am aware of the vision, mission and objectives of the program



Secondly: The mission of the program achieves the vision

Level of Agreement	frequency	percentage	Average	Percentage of Agreement
Strongly Disagree	0	0	3.63	73.6%
do not agree	5	15.6%		
True to some extent	7	21.9%		
agree	13	40.6%		
Strongly agree	7	21.9%		

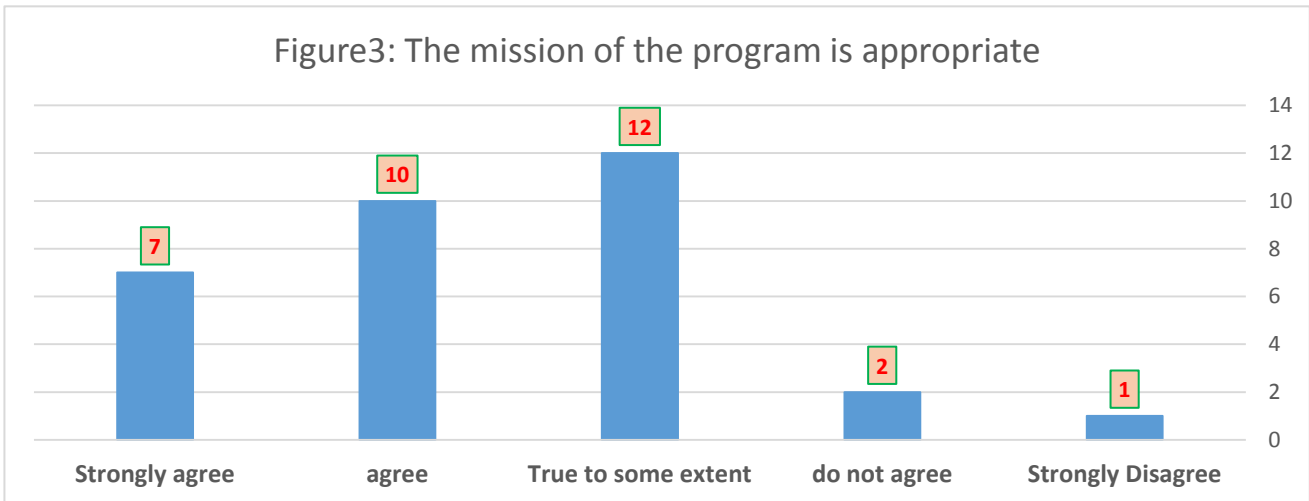
Figure 2: The mission of the program achieves the vision



Three: The mission of the program is appropriate

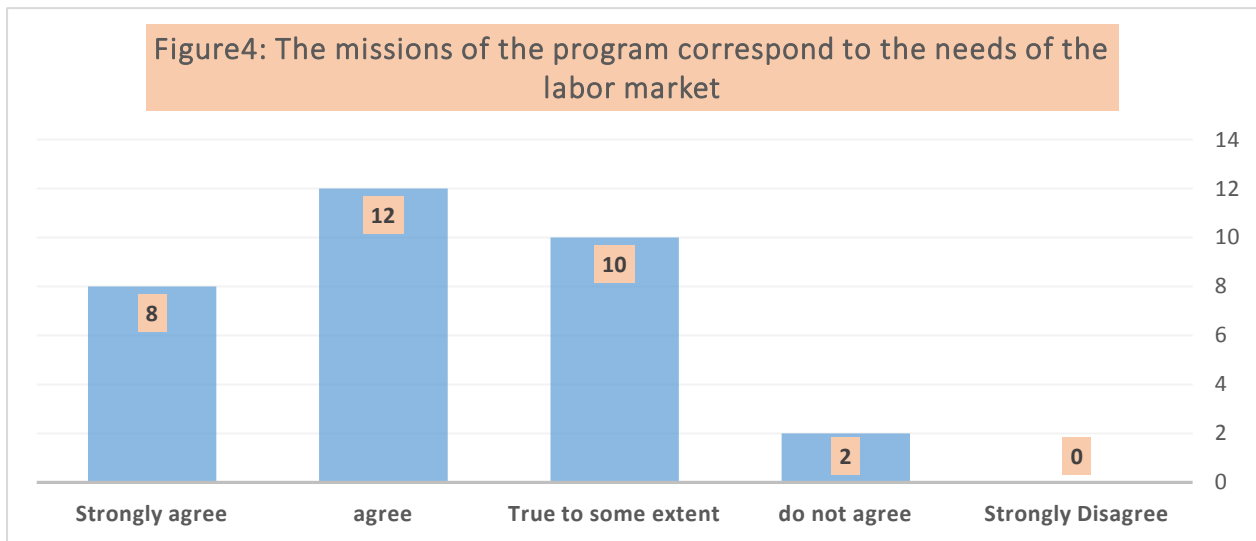
Level of Agreement	frequency	percentage	Average	Percentage of Agreement
Strongly Disagree	1	0	3.60	73%
do not agree	2	6.3		
True to some extent	12	40.6		
agree	10	34.4		
Strongly agree	7	18.8		

Figure3: The mission of the program is appropriate



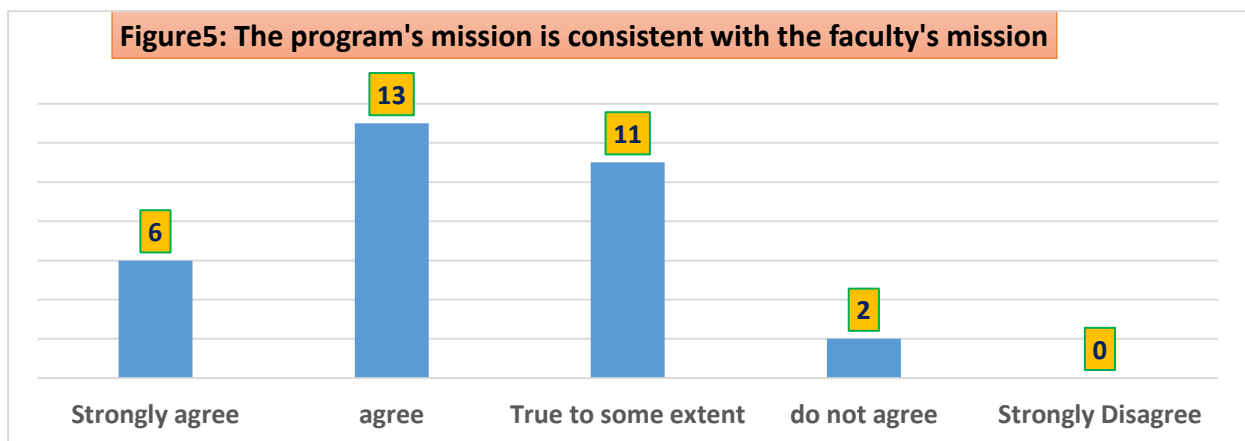
Fourth: The missions of the program correspond to the needs of the labor market

Level of Agreement	frequency	percentage	Average	Percentage of Agreement
Strongly Disagree	0	0%	3.81	76.2%
do not agree	2	6.3%		
True to some extent	10	31.3%		
agree	12	37.5%		
Strongly agree	8	25%		



Fifth: The program's mission is consistent with the faculty's mission

Level of Agreement	frequency	percentage	Average	Percentage of Agreement
Strongly Disagree	0	0%	3.72	82%
do not agree	2	6.3%		
True to some extent	11	34.4%		
agree	13	40.6%		
Strongly agree	6	18.8%		



Finally:

Situation analysis:

In a conclusion: We note a survey of the faculty members' opinion about the vision, mission and goals through the closed questionnaire. It was found that the results of the sample of **160** members were as follows:

Strongly agree	agree	True to some extent	do not agree	Strongly Disagree:
36	62	46	15	1

The survey of faculty members regarding the vision and the message showed that there is a high satisfaction rate of 61.25% (agree + true to some extent).