

Faculty of Science: Analysis of the vision, mission and goals questionnaire

Faculty members_ 39-40

The questionnaire consists of 5 statements related to the mission, vision and goals. Answering the items requires choosing an assessment of five scales:

- ✓ Strongly agree: It means that the intent is always correct.
- ✓ Strongly agree: It means that the intent is always true
- ✓ I agree: it means that the meaning is often correct.
- ✓ True to some extent: it means full approval with reservation or lack of complete rejection.
- ✓ I do not agree: it means that the meaning is often incorrect.
- ✓ Strongly Disagree: It means that the meaning is not correct

Statistical Analysis

Level of Agreement	frequency	percentage	Average	Percentage of Agreement
Strongly disagree	0	0%	3.37	67.4%
Do not agree	3	12.5%		
True to some extent	5	20.8%		
Agree	14	58.3%		
Strongly agree	2	8.3%		

Firstly: I am aware of the vision, mission and objectives of the program

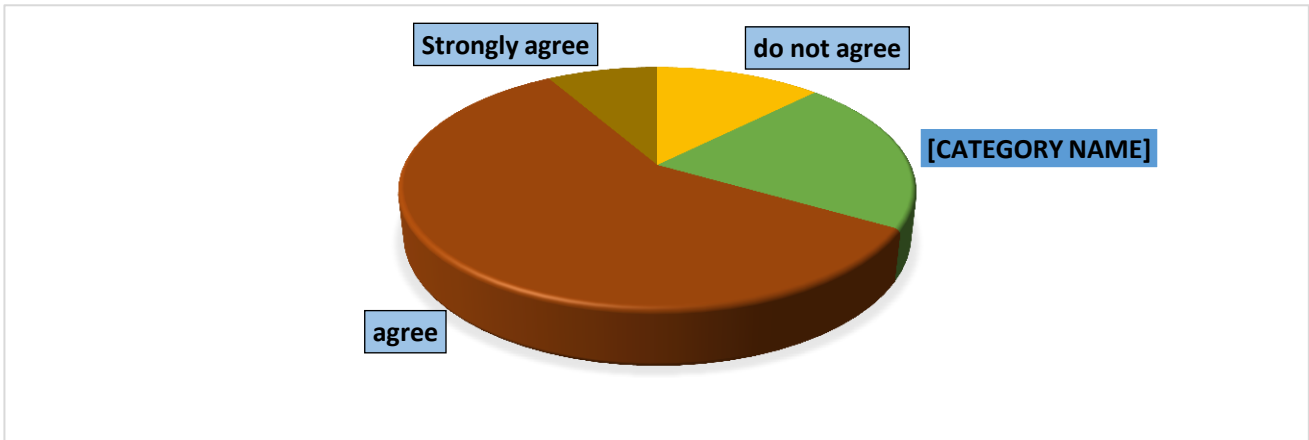
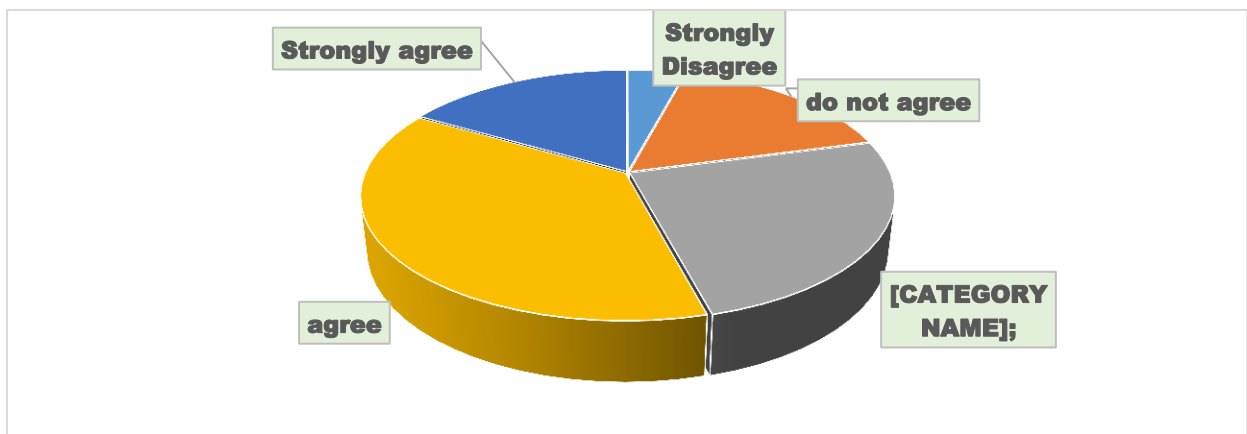


Figure: I am aware of the vision, mission and objectives of the program

Secondly: The mission of the program achieves the vision

Level of Agreement	frequency	percentage	Average	Percentage of Agreement
Strongly disagree	1	4.1%	3.45	69%
Do not agree	4	16.7%		
True to some extent	6	25.0%		
Agree	9	37.5%		
Strongly agree	4	16.7%		

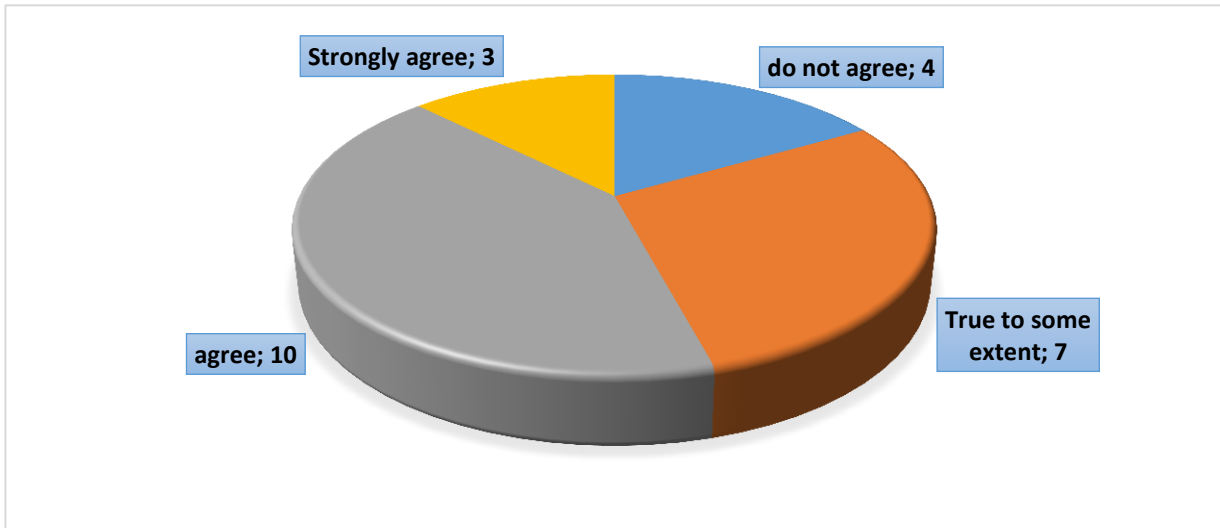
Figure2: The mission of the program achieves the vision



Three: The mission of the program is appropriate

Level of Agreement	frequency	percentage	Average	Percentage of Agreement
Strongly disagree	0	0	3.52	70.4%
Do not agree	4	16.4%		
True to some extent	7	29.2%		
Agree	10	41.7%		
Strongly agree	3	12.5%		

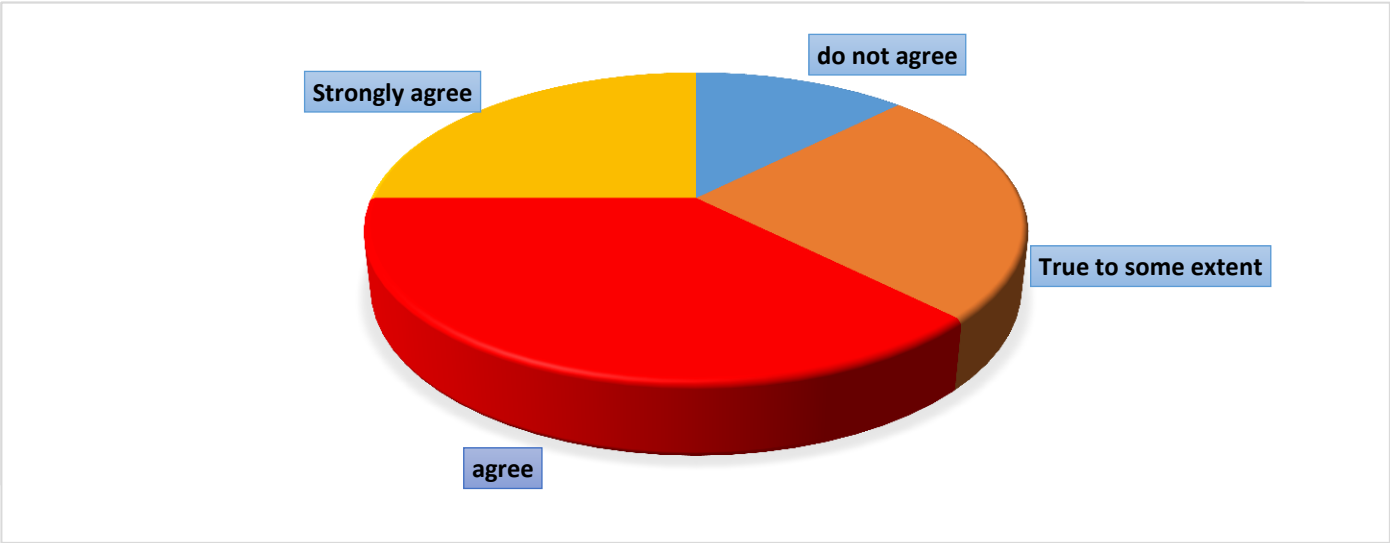
Figure3: The mission of the program is appropriate



Fourth: The missions of the program correspond to the needs of the labor market

Level of Agreement	frequency	percentage	Average	Percentage of Agreement
Strongly disagree	0	0%	3.75	75.0%
Do not agree	3	12.5%		
True to some extent	6	25%		
Agree	9	37.5%		
Strongly agree	6	25%		

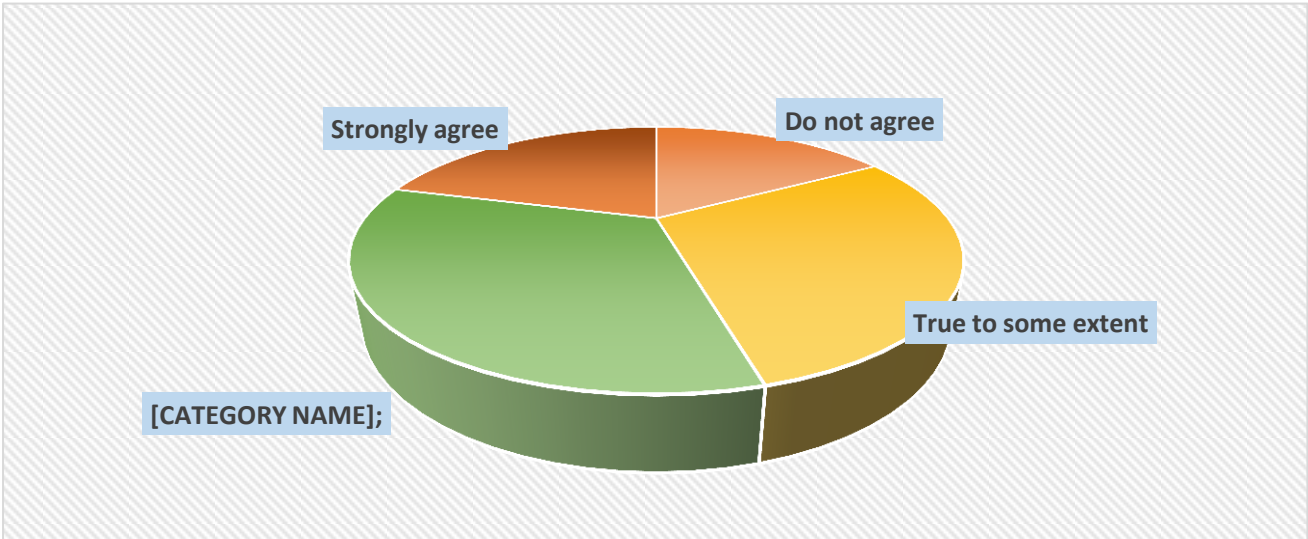
Figure 4: The missions of the program correspond to the needs of the labor market



Fifth: The program's mission is consistent with the faculty's mission

Level of Agreement	frequency	percentage	Average	Percentage of Agreement
Strongly disagree	0	0%	3.58	71.6%
Do not agree	4	16.7%		
True to some extent	7	29.2%		
Agree	8	33.3%		
Strongly agree	5	20.8%		

Figure 5: The program's mission is consistent with the faculty's mission



Finally:

Situation analysis:

In a conclusion: We note a survey of the faculty members' opinion about the vision, mission and goals through the closed questionnaire. It was found that the results of the sample of (5 *24) **120** members were as follows:

Strongly agree	agree	True to some extent	do not agree	Strongly Disagree:
20	50	31	18	1

The survey of faculty members regarding the vision and the message showed that there is a high satisfaction rate of **84.16%** (Strongly agree +agree + true to some extent).