

Mathematics Program: Analysis of the vision, mission and goals questionnaire

Faculty members in the department 1441-1442

The questionnaire consists of 5 statements related to the mission, vision and goals. Answering the items requires choosing an assessment of five scales:

- ✓ Strongly agree: It means that the intent is always true
- ✓ I agree: it means that the meaning is often correct.
- ✓ True to some extent: it means full approval with reservation or lack of complete rejection.
- ✓ I do not agree: it means that the meaning is often incorrect.
- ✓ Strongly Disagree: It means that the meaning is not correct at all

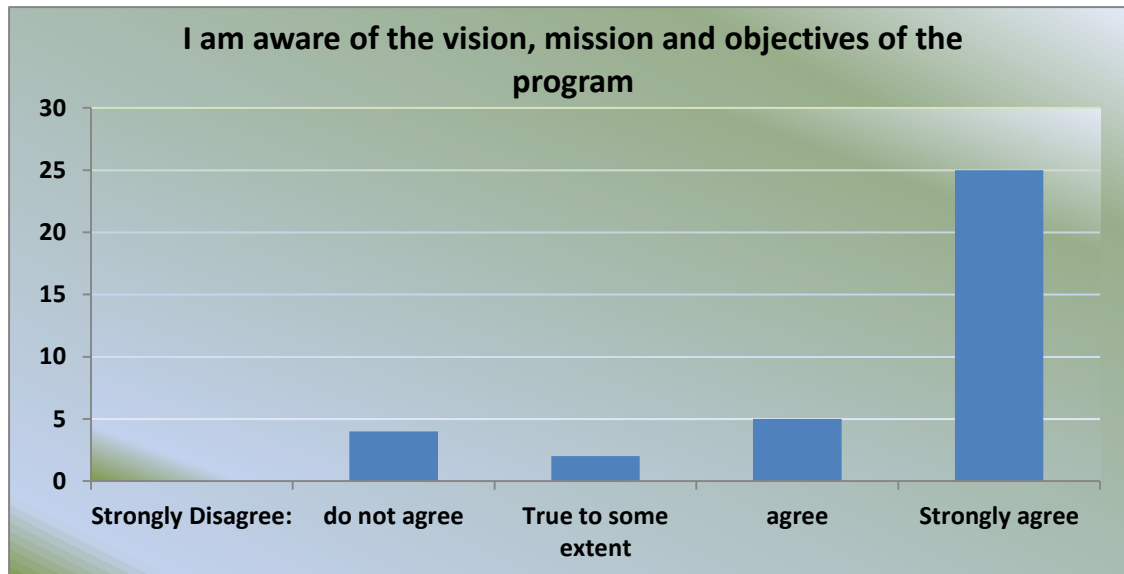
The questionnaire included 5 phrases as follows:

1. I am aware of the vision, mission and objectives of the program
2. The program message checks the vision
3. Program message is appropriate
4. The message of the program corresponds to the needs of the labor market
5. The mission of the program is consistent with the mission of the college

The Quality Assurance Unit distributed the questionnaire electronically, and 36 faculty members in the department were surveyed, and the results of the survey were according to the above statements.

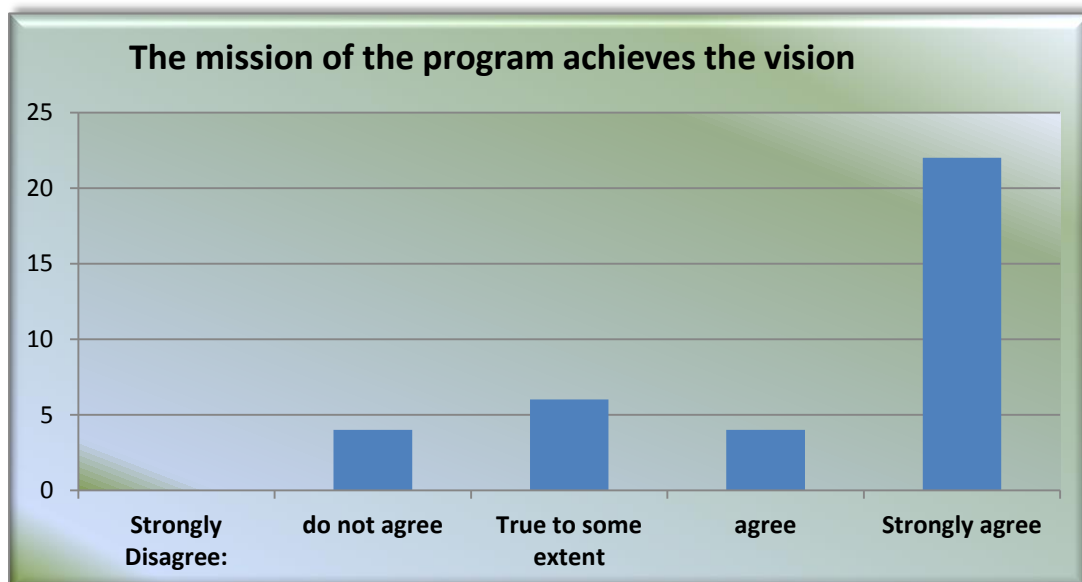
First: I am aware of the vision, mission and objectives of the program

	frequency	percentage	Average	Agree percentage
Strongly Disagree:	0	0	4.42	88%
do not agree	4	11%		
True to some extent	2	5.6%		
agree	5	14%		
Strongly agree	25	64%		



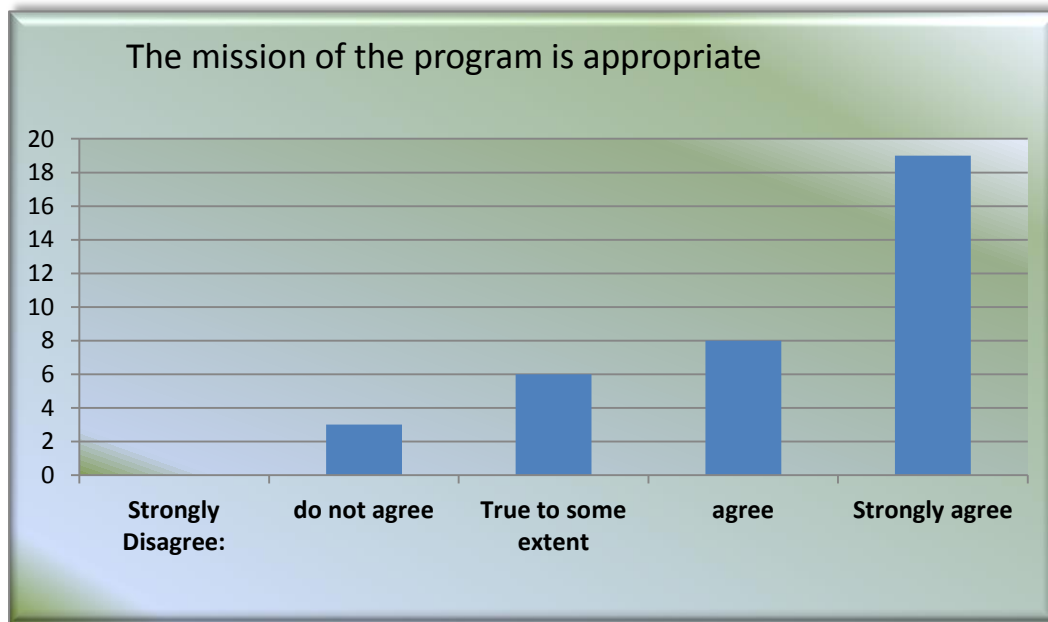
Second: The mission of the program achieves the vision

	frequency	percentage	Average	Agree percentage
Strongly Disagree:	0	0	4.2	84%
do not agree	4	11%		
True to some extent	6	17%		
agree	4	11%		
Strongly agree	22	61%		



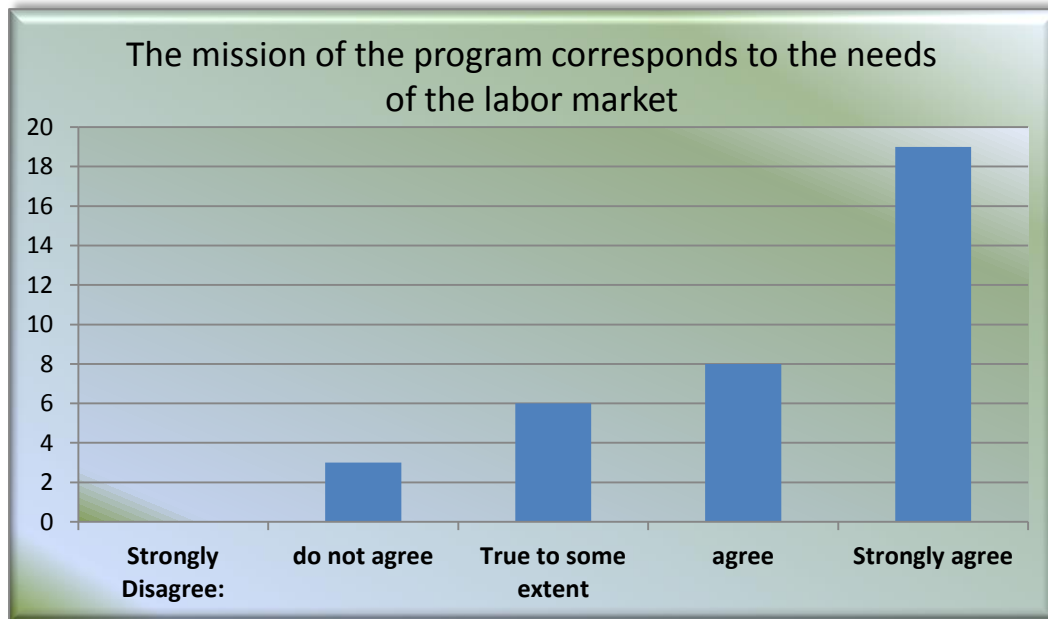
Third: The mission of the program is appropriate

	frequency	percentage	Average	Agree percentage
Strongly Disagree:	0	0	4.16	83%
do not agree	3	8%		
True to some extent	5	14%		
agree	7	19%		
Strongly agree	21	59%		



Fourth: The mission of the program corresponds to the needs of the labor market

	frequency	percentage	Average	Agree percentage
Strongly Disagree:	0	0	3.75	75%
do not agree	3	8%		
True to some extent	6	17%		
agree	8	22%		
Strongly agree	19	53%		



Fifth: The program's mission is consistent with the faculty's mission

	frequency	percentage	Average	Agree percentage
Strongly Disagree:	0	0	4.32	86.6%
do not agree	1	3%		
True to some extent	6	17%		
agree	8	22%		
Strongly agree	21	58%		

Situation analysis:

In a conclusion: We note a survey of the faculty members' opinion about the vision, mission and goals through the closed questionnaire. It was found that the results of the sample of **180** members were as follows:

Strongly agree	agree	True to some extent	do not agree	Strongly Disagree:
108	32	25	15	0

This reflects that most of the faculty members were aware of the content of the department's vision, mission and objectives, and the percentage of satisfaction and approval (agree + true to some extent) reached 92%